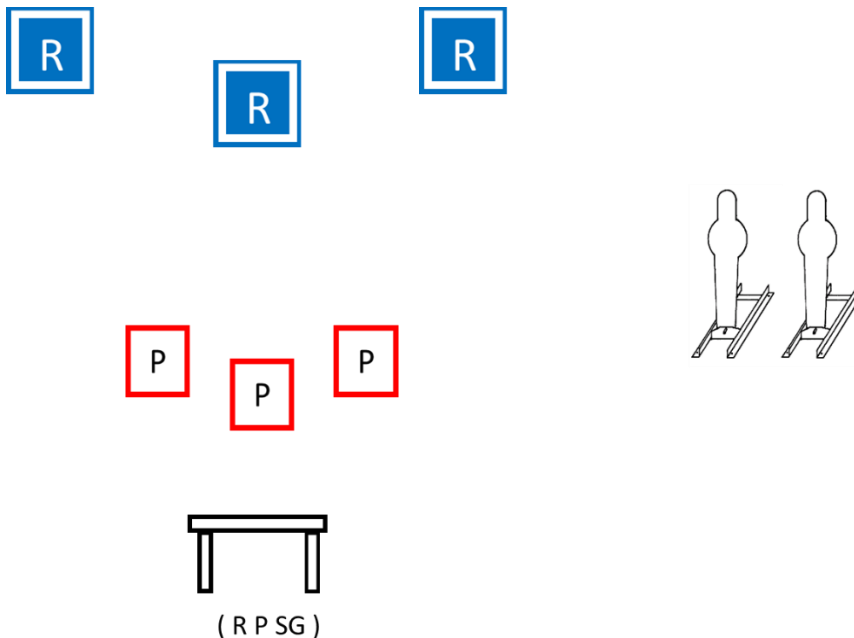


STAGE 5 – CWBY

Sept 2023 Bay F



GUNS & AMMO: CWBY

PISTOL – 10

RIFLE – 10

SHOTGUN – 2+

- ALL FIREARMS WITH HAMMER DOWN ON EMPTY CHAMBER

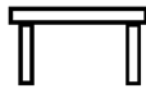
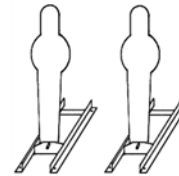
SHOOTING SEQUENCE: SHOOTER'S CHOICE MUST NOT END WITH RIFLE

STARTING POSITION: SHOOTER STARTS BEHIND TABLE, HANDS FLAT ON TABLE

ATB: PICK UP THE RIFLE AND SHOOT RIFLE TARGETS Double Tap Center Target then Single Tap sweep the three targets Starting from either end and repeat. MAKE RIFLE SAFE ON TABLE. SHOOT PISTOL TARGETS SAME AS RIFLE. HOLSTER PISTOLS. PICK UP SG AND SHOOT SG TARGETS UNTIL DOWN.

TARGETS: RIFLE 3 SQ, PISTOL 3 SQ, SG 2 KNCKDWN

STAGE 5 – WB



(R P SG)

GUNS & AMMO: WB

PISTOL – 10 (2 MAGS OF 5)

RIFLE – 10

SHOTGUN – 2

ALL FIREARMS PRE LOADED WITH HAMMER DOWN ON EMPTY CHAMBER

SHOOTING SEQUENCE: SHOOTER'S CHOICE MUST NOT END WITH RIFLE

STARTING POSITION: SHOOTER STARTS BEHIND TABLE, HANDS FLAT ON TABLE

ATB: PICK UP THE RIFLE AND SHOOT RIFLE TARGETS Double Tap Center Target then Single Tap sweep the three targets Starting from either end and repeat. MAKE RIFLE SAFE ON TABLE. SHOOT PISTOL TARGETS SAME AS RIFLE. Make Pistol Safe on Table. PICK UP SG AND SHOOT SG TARGETS UNTIL DOWN.

SHOW PISTOL SAFE TO RO.