
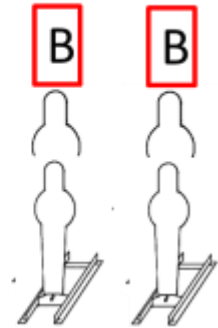


# STAGE 5 – CWBY

AUG 2021



## **GUNS & AMMO:** CWBY

PISTOL – 10

RIFLE – 10

SHOTGUN (SG) – 2+

- ALL FIREARMS WITH HAMMER DOWN ON EMPTY CHAMBER

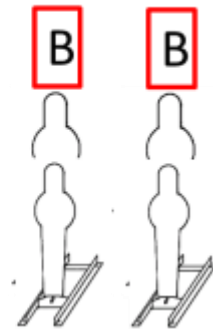
**SHOOTING SEQUENCE:** R – P – P - S

**STARTING POSITION:** SHOOTER STARTS BEHIND LEFT BARREL WITH RIFLE AT CWBY PORT ARMS.

**ATB:** SHOOTING THE RIFLE TARGETS IN A NEVADA SWEEP DOUBLE TAPPING CENTER TARGET. MOVE AND MAKE RIFLE SAFE ON CENTER TABLE. SHOOT THE PISTOL TARGETS SAME AS RIFLE. HOLSTER PISTOLS. PICKUP SG AND MOVE TO THE RIGHT BARREL AND ENGAGE THE FOUR SG KNOCK DOWNS. ALL FOUR SG MUST BE DOWN. **KNOCKING THE PAIR OF KNOCK DOWNS WITH A SINGLE SHOT IS A 5 SECOND BONUS.**

Targets: 3 Sq Rifle, 3 Sq Pistol, 2 SG Large, 2 SG Small, 1 table, 2 barrels

## STAGE 5 – WB



### **GUNS & AMMO:** WB

PISTOL – 10 (2 MAGS OF 5)

RIFLE – 10

SHOTGUN (SG) – 4

- ALL FIREARMS WITH HAMMER DOWN ON EMPTY CHAMBER

**SHOOTING SEQUENCE:** R – P – P - S

**STARTING POSITION:** SHOOTER STARTS BEHIND LEFT BARREL WITH RIFLE AT CWBY PORT ARMS.

**ATB:** SHOOTING THE RIFLE TARGETS IN A NEVADA SWEEP DOUBLE TAPPING CENTER TARGET. MOVE AND MAKE RIFLE SAFE ON CENTER TABLE. SHOOT THE PISTOL TARGETS SAME AS RIFLE. MAKE PISTOL, SLIDE OPEN, SAFE ON TABLE. PICKUP SG AND MOVE TO THE RIGHT BARREL AND ENGAGE THE FOUR SG KNOCK DOWNS. ALL FOUR SG MUST BE DOWN. **KNOCKING THE PAIR OF KNOCK DOWNS WITH A SINGLE SHOT IS A 5 SECOND BONUS..**

REMAINING SG SHELLS MUST BE FIRED SAFELY TOWARD BERM.