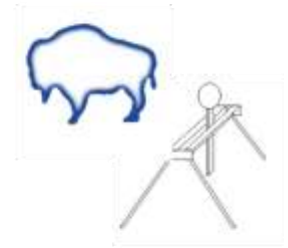
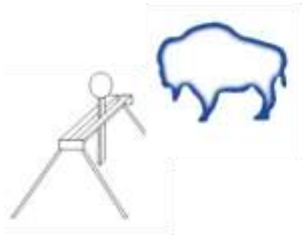


STAGE 4 – CWBY

June 2021



GUNS & AMMO: CWBY

PISTOL – 10

RIFLE – 10

SHOTGUN (SG) – 4+

- ALL FIREARMS WITH HAMMER DOWN ON EMPTY CHAMBER

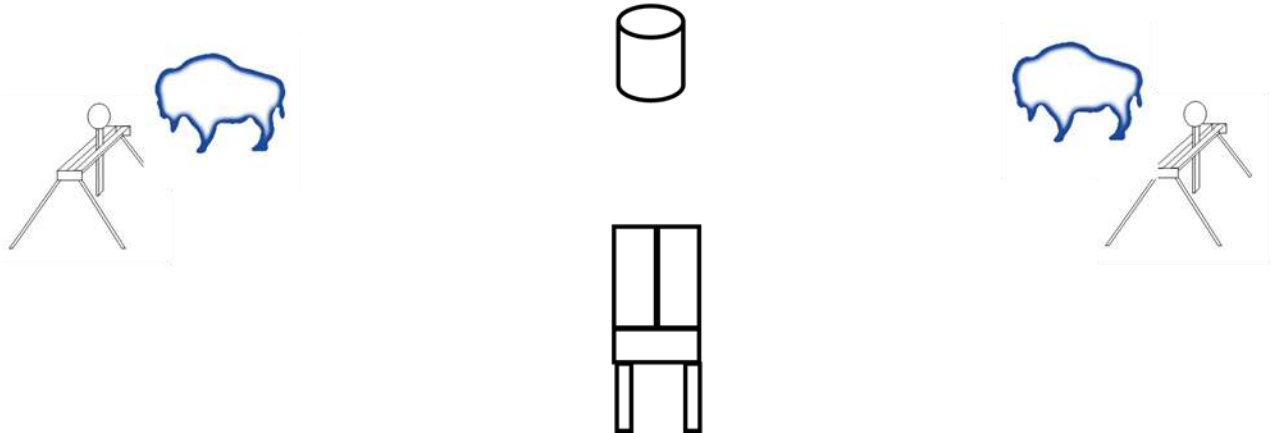

SHOOTING SEQUENCE: S – R – P - P

STARTING POSITION: SHOOTER STARTS BEHIND STAND, ONE HAND ON STAND.

ATB: PICK UP SG AND SHOOT THE SG TARGETS OUTSIDE THEN INSIDE, THEN OTHER OUTSIDE THEN INSIDE. MAKE SG SAFE ON STAND. PICK UP RIFLE AND SHOOT THE RIFLE TARGETS (2, 3, 3, 2) SHOTS ON TARGET. MAKE RIFLE SAFE ON STAND. MOVE TO CENTER BARREL AND SHOOT PISTOL TARGETS SAME AS RIFLE. HOLSTER PISTOLS.

Targets: Rifle 4 Sq, SG 4 Sq Targets

STAGE 4 – WB



GUNS & AMMO: WB

PISTOL – 10 (2 MAGS OF 5)

RIFLE – 10

SG - 4

- ALL FIREARMS WITH HAMMER DOWN ON EMPTY CHAMBER

SHOOTING SEQUENCE: S – R – P – P

STARTING POSITION: SHOOTER STARTS BEHIND STAND, ONE HAND ON STAND.

ATB: PICK UP SG AND SHOOT THE SG TARGETS OUTSIDE THEN INSIDE, THEN OTHER OUTSIDE THEN INSIDE. MAKE SG SAFE ON STAND. PICK UP RIFLE AND SHOOT THE RIFLE TARGETS (2, 3, 3, 2) SHOTS ON TARGET. MAKE RIFLE SAFE ON STAND. MOVE TO CENTER BARREL AND SHOOT PISTOL TARGETS SAME AS RIFLE.

SHOW PISTOL CLEAR TO RO AND HOLSTER PISTOL.