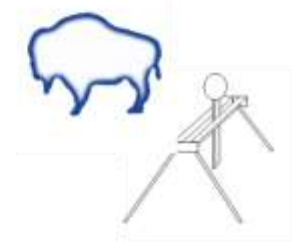
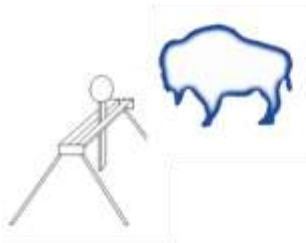
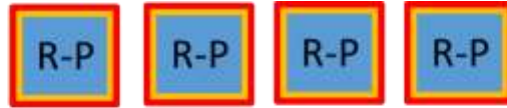


STAGE 4 – CWBY

AUG 2020



GUNS & AMMO: CWBY

PISTOL – 10

RIFLE – 10

SHOTGUN (SG) – 4+

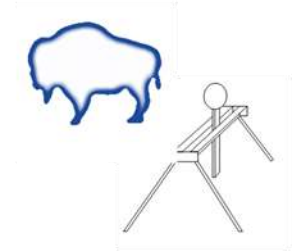
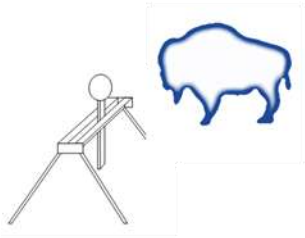
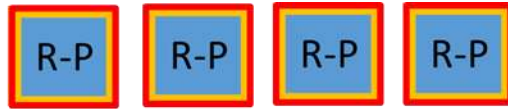
- ALL FIREARMS WITH HAMMER DOWN ON EMPTY CHAMBER

SHOOTING SEQUENCE: S – R – P - P

STARTING POSITION: SHOOTER STARTS BEHIND STAND, HANDS ON YOUR HAT.

ATB: PICK UP SG AND SHOOT THE SG WOBLER THEN BUFFALO THEN ON THE OTHER SIDE WOBLER THEN BUFFALO. MAKE SG SAFE ON STAND. PICK UP RIFLE AN SHOOT THE RIFLE TARGETS PROGRESSIVE SEQUENCE (1 SHOT, 2SHOTS, 3 SHOTS, 4 SHOTS). MAKE RIFLE SAFE ON STAND. MOVE FORWARD BEHIND BARREL AND SHOOT PISTOL TARGETS SAME AS RIFLE. HOLSTER PISTOLS.

STAGE 4 – WB



GUNS & AMMO: WB

PISTOL – 10 (2 MAGS OF 5)

RIFLE – 10

SHOTGUN (SG) – 4+

- ALL FIREARMS WITH HAMMER DOWN ON EMPTY CHAMBER

SHOOTING SEQUENCE: S – R – P - P

STARTING POSITION: SHOOTER STARTS BEHIND STAND, HANDS ON YOUR HAT.

ATB: PICK UP SG AND SHOOT THE SG WOBLER THEN BUFFALO THEN ON THE OTHER SIDE WOBLER THEN BUFFALO. MAKE SG SAFE ON STAND. PICK UP RIFLE AN SHOOT THE RIFLE TARGETS PROGRESSIVE SEQUENCE (1 SHOT, 2SHOTS, 3 SHOTS, 4 SHOTS). MAKE RIFLE SAFE ON STAND. MOVE FORWARD BEHIND BARREL AND SHOOT PISTOL TARGETS SAME AS RIFLE.

SHOW PISTOL CLEAR TO RO.