
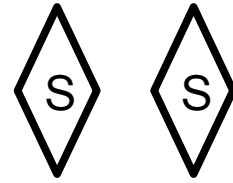



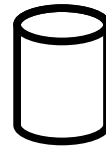
STAGE 2  
10-28-17\*\*



(P - P)



(R)



(S)

**GUNS & AMMO:**

**PISTOLS – 5 ROUNDS EACH:** HAMMERS DOWN ON EMPTY CHAMBERS  
HOLSTERED.

**RIFLE – 10 ROUNDS:** HAMMER DOWN ON EMPTY CHAMBER, STAGED ON TABLE.

**SHOTGUN – 2+ ROUNDS:** OPEN & EMPTY, STAGED ON TABLE.

**SHOOTING SEQUENCE: P – P – R – S**

**STARTING POSITION:** SHOOTER STARTS BEHIND LEFT BARREL, HANDS A SIDE.

**ATB:** ENGAGE PISTOLS TARGETS IN A NEVADA SWEEP FROM EITHER DIRECTION.  
REPEAT WITH SECOND PISTOL **EXCEPT SWEEP MUST BEGIN AT OPPOSITE END AS FIRST.** MOVE TO TABLE AND ENGAGE RIFLE TARGETS IN A NEVADA SWEEP FROM EITHER DIRECTION. MAKE RIFLE SAFE ON TABLE, RETRIEVE SHOTGUN AND MOVE TO RIGHT BARREL. ENGAGE SHOTGUN POPPERS UNTIL DOWN.