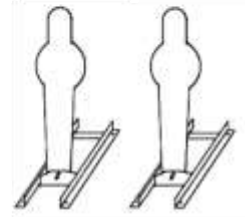


STAGE 2 – CWBY

June 2021



(P)



(R)



(SG)

GUNS & AMMO: CWBY

PISTOL – 10

RIFLE – 10

SHOTGUN – 2+

- ALL FIREARMS WITH HAMMER DOWN ON EMPTY CHAMBER

SHOOTING SEQUENCE: SHOOTER'S CHOICE. MUST NOT END WITH RIFLE

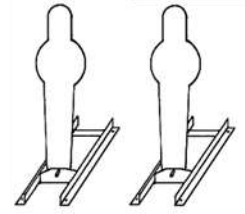

RIFLE ON CENTER TABLE AND SG (IF STARTING WITH PISTOLS).

STARTING POSITION: SHOOTER STARTS BEHIND RIGHT BARREL (SG AT PORT ARM) OR LEFT BARREL (PISTOLS, HANDS AT SIDE).

ATB: SHOOT THE SG KNCKDWNs TIL DOWN. MOVE TO TABLE AND MAKE SG SAFE. PICK UP RIFLE AND SHOOT THE RIFLE TARGETS IN A DOUBLE TAP SWEEP. MAKE RIFLE SAFE ON TABLE. MOVE TO LEFT BARREL AND SHOOT THE PISTOLS IN SAME ORDER AS RIFLE. HOLSTER PISTOLS.

Targets: 5 SQ RIFLE, 5 SQ PISTOL, 2 SG TARGET

STAGE 2 – WB



(P)



(R)



(SG)

GUNS & AMMO: WB

PISTOL – 10 (2 MAGS OF 5)

RIFLE – 10

SHOTGUN – 2

- ALL FIREARMS WITH HAMMER DOWN ON EMPTY CHAMBER

SHOOTING SEQUENCE: SHOOTER'S CHOICE. MUST NOT END WITH RIFLE

RIFLE ON CENTER TABLE AND SG (IF STARTING WITH PISTOLS).

STARTING POSITION: SHOOTER STARTS BEHIND RIGHT BARREL (SG AT PORT ARM) OR LEFT BARREL (PISTOL, HANDS AT SIDE).

ATB: SHOOT THE SG KNCKDWNs TIL DOWN. MOVE TO TABLE AND MAKE SG SAFE. PICK UP RIFLE AND SHOOT THE RIFLE TARGETS IN A DOUBLE TAP SWEEP. MAKE RIFLE SAFE ON TABLE. MOVE TO LEFT BARREL AND SHOOT THE PISTOLS IN SAME ORDER AS RIFLE. HOLSTER PISTOLS. MAKE PISTOL SAFE ON PLATFORM.

IF STARTING WITH PISTOL, MAKE SAFE ON PLATFORM.

MOVE BACK TO TABLE AND SHOW PISTOL CLEAR.