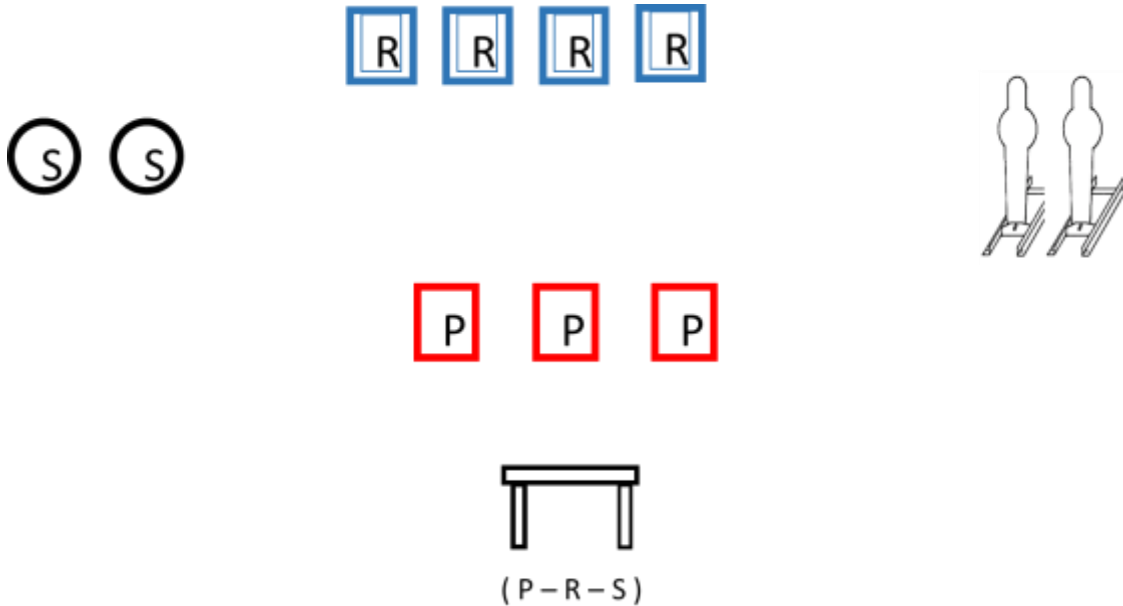


STAGE 2 – CWBY

April 2021



GUNS & AMMO: CWBY

PISTOL – 10

RIFLE – 10

SHOTGUN – 4+

- ALL FIREARMS WITH HAMMER DOWN ON EMPTY CHAMBER

SHOOTING SEQUENCE: SHOOTER'S CHOICE, **P-R-S** or **S-R-P**

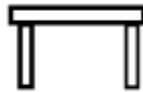
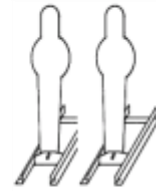
RIFLE & SG ON CENTER TABLE

STARTING POSITION: SHOOTER STARTS BEHIND TABLE (**HANDS ON HAT**).

ATB: SHOOT THE PISTOL TARGETS IN A NEVADA SWEEP (STARTING L OR R), HOLSTER. REPEAT WITH 2ND PISTOL. PICK UP RIFLE AND SHOOT RIFLE TARGETS IN A NEVADA SWEEP, (STARTING L OR R). **MRS.** PICK UP SG SHOOT THE 4 SG TARGETS.

Targets: 4 SQ RIFLE, 3 SQ PISTOL, 2 SG TGTS 2 KNC DWN

STAGE 2 – WB



(P-R-S)

GUNS & AMMO: WB

PISTOL – 10 (2 MAGS OF 5)

RIFLE – 10

SHOTGUN – 4

- ALL FIREARMS WITH HAMMER DOWN ON EMPTY CHAMBER

SHOOTING SEQUENCE: SHOOTER'S CHOICE, **P-R-S** or **S-R-P**

RIFLE & SG ON CENTER TABLE

STARTING POSITION: SHOOTER STARTS BEHIND TABLE (**HANDS ON HAT**).

ATB: SHOOT THE PISTOL TARGETS IN A NEVADA SWEEP (STARTING L OR R), REPEAT WITH 2ND MAG. MAKE PISTOL SAFE IN BOX ON TABLE. PICK UP RIFLE AND SHOOT RIFLE TARGETS IN A NEVADA SWEEP, (STARTING L OR R). **MRS.** PICK UP SG SHOOT THE 4 SG TARGETS. **MSGS**

SHOW PISTOL CLEAR TO RO.