
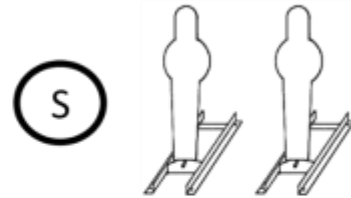


# STAGE 2 – CWBY

Oct 2020



## **GUNS & AMMO:** CWBY

PISTOL – 10

RIFLE – 10

SHOTGUN – 4+

- ALL FIREARMS WITH HAMMER DOWN ON EMPTY CHAMBER

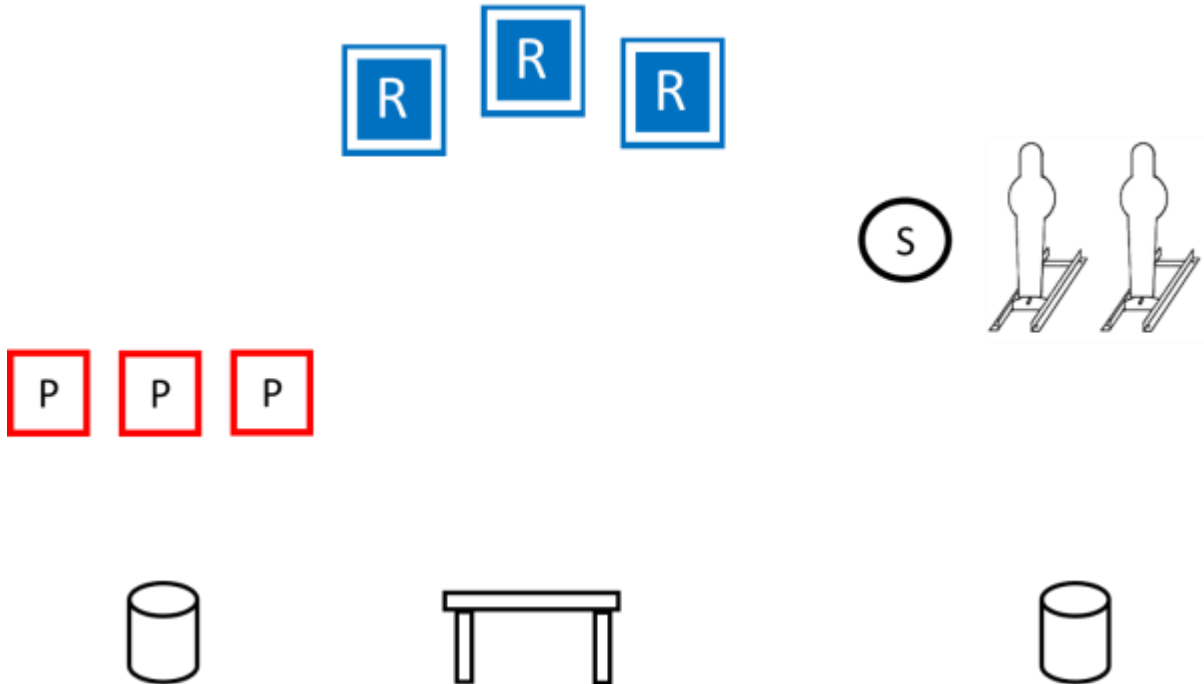
**SHOOTING SEQUENCE:** SHOOTER'S CHOICE, MUST NOT END ON RIFLE. RIFLE ON CENTER TABLE AND SG (IF STARTING WITH PISTOLS).

**STARTING POSITION:** SHOOTER STARTS BEHIND RIGHT BARREL (SG AT PORT ARMS) OR LEFT BARREL (PISTOLS, HANDS AT SIDE).

**ATB:** SHOOT THE SG TARGET THEN 1<sup>ST</sup> KNOCK DOWN, THEN SG TARGET THEN 2<sup>ND</sup> KNOCK DOWN. MOVE TO TABLE AND MAKE SG SAFE. PICK UP RIFLE AND SHOOT THE RIFLE TARGETS IN A (OUTSIDE, OUTSIDE, OUTSIDE, OUTSIDE, MIDDLE ) SWEEP. REPEAT. START FROM EITHER END, NO DOUBLE TAP. MAKE RIFLE SAFE ON TABLE. MOVE TO LEFT BARREL AND SHOOT THE PISTOLS IN SAME ORDER AS RIFLE. HOLSTER PISTOLS.

Targets: 3 SQ RIFLE, 3 SQ PISTOL, 2 SG KNCK DWN & 1 SG TARGET

# STAGE 2 – WB



## **GUNS & AMMO: WB**

PISTOL – 15 (3 MAGS OF 5)

RIFLE – 10

SHOTGUN – 4

- ALL FIREARMS WITH HAMMER DOWN ON EMPTY CHAMBER

**SHOOTING SEQUENCE:** SHOOTER'S CHOICE, MUST NOT END ON RIFLE. RIFLE ON CENTER TABLE AND SG (IF STARTING WITH PISTOLS).

**STARTING POSITION:** SHOOTER STARTS BEHIND RIGHT BARREL (SG AT PORT ARMS) OR LEFT BARREL (PISTOL, HANDS AT SIDE).

**ATB:** SHOOT THE SG TARGET THEN 1<sup>ST</sup> KNOCK DOWN, THEN SG TARGET THEN 2<sup>ND</sup> KNOCK DOWN. MOVE TO TABLE AND MAKE SG SAFE. PICK UP RIFLE AND SHOOT THE RIFLE TARGETS IN A (OUTSIDE, OUTSIDE, OUTSIDE, OUTSIDE, MIDDLE ) SWEEP. REPEAT. START FROM EITHER END, NO DOUBLE TAP. MAKE RIFLE SAFE ON TABLE. MOVE TO LEFT BARREL AND SHOOT THE PISTOL IN SAME ORDER AS RIFLE WITH TWO MAGS, THEN SHOOT THIRD MAG ON MIDDLE TARGET.

- IF STARTING WITH PISTOL, MAKE SAFE ON PLATFORM.