
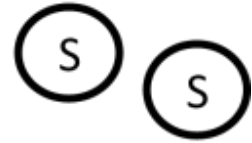
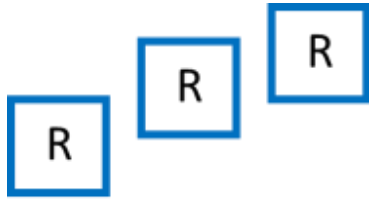


# STAGE 1 – CWBY

AUG 2020



## **GUNS & AMMO:** CWBY

PISTOL – 10

RIFLE – 10

SHOTGUN – 4+

- ALL FIREARMS WITH HAMMER DOWN ON EMPTY CHAMBER

## **SHOOTING SEQUENCE:** R – P – P – S


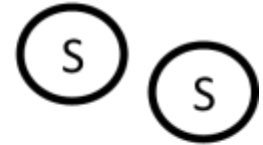
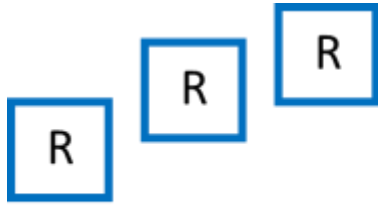
Shooter's firearm option on order, but must not end with Rifle. The pistols may be placed on table, shooters option. Rifle and SG are staged on the table.

**STARTING POSITION:** SHOOTER STARTS BEHIND TABLE, HANDS ON YOUR HAT

**ATB:** PICK UP THE RIFLE AND SHOOT RIFLE TARGETS IN A (2, 2, 1, 2, 3) AND REPEAT. MAKE RIFLE SAFE ON TABLE. DRAW FIRST PISTOL AND SHOOT PISTOL TARGETS SAME AS RIFLE. REPEAT WITH 2<sup>ND</sup> PISTOL. HOLSTER PISTOLS OR PLACE BACK ON TABLE. PICK UP SG AND SHOOT SG TARGETS ALTERNATING FOR 4 SHOTS. NO DOUBLE TAP.

TARGETS: RIFLE 3 SQ, PISTOL 3 SQ, SG 2

# STAGE 1 – WB



## **GUNS & AMMO:** WB

PISTOL – 15 (3 MAGS OF 5)

RIFLE – 10

SHOTGUN – 4

ALL FIREARMS PRE LOADED WITH HAMMER DOWN ON EMPTY CHAMBER

## **SHOOTING SEQUENCE:** R – P – S

Shooter's firearm option on order, but must not end with Rifle. The pistol may be placed on table, shooters option. Rifle and SG are staged on the table.

**STARTING POSITION:** SHOOTER STARTS BEHIND TABLE, HANDS ON YOUR HAT

**ATB:** PICK UP THE RIFLE AND SHOOT RIFLE TARGETS IN A (2, 2, 1, 2, 3) AND REPEAT. MAKE RIFLE SAFE ON TABLE. DRAW FIRST PISTOL AND SHOOT PISTOL TARGETS SAME AS RIFLE. REPEAT WITH 2<sup>ND</sup> PISTOL MAG. SHOOT PISTOL 3<sup>RD</sup> MAG ON CENTER TARGET. MAKE PISTOL SAFE ON TABLE. PICK UP SG AND SHOOT SG TARGETS ALTERNATING FOR 4 SHOTS. NO DOUBLE TAP.