
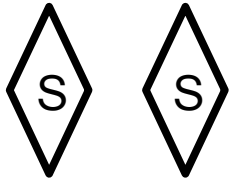



STAGE 1



(S)



(R)



(P - P)

GUNS & AMMO:

PISTOLS – 5 ROUNDS EACH: HAMMERS DOWN ON EMPTY CHAMBERS, HOLSTERED.

RIFLE – 10 ROUNDS: HAMMER DOWN ON EMPTY CHAMBER, STAGED ON TABLE.

SHOTGUN – 2+ ROUNDS: OPEN & EMPTY STAGED ON TABLE.

SHOOTING SEQUENCE: P – P – R – S

STARTING POSITION: SHOOTER STARTS BEHIND RIGHT BARREL, HANDS ON HAT.

ATB: ENGAGE PISTOL TARGETS IN NEVADA SWEEPS EACH BUT SECOND PISTOL MUST START AT OPPOSITE TARGET AS FIRST. MOVE TO TABLE AND ENGAGE RIFLE TARGETS IN A NEVADA SWEEP FROM EITHER DIRECTION. MAKE RIFLE SAFE ON TABLE. RETRIEVE SHOTGUN, MOVE BEHIND LEFT BARREL AND ENGAGE POPPERS UNTIL DOWN.