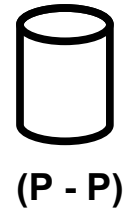
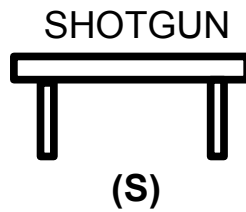
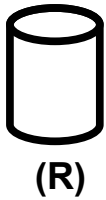
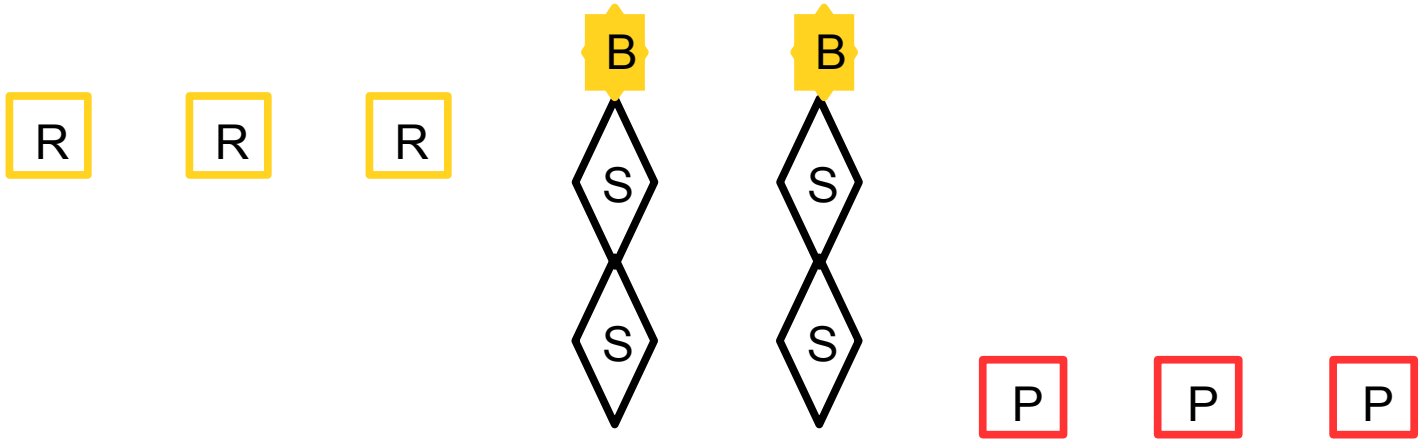


STAGE 5
10-22-16*



GUNS & AMMO:

PISTOLS – 5 ROUNDS EACH: HAMMERS DOWN ON EMPTY CHAMBERS, HOLSTERED.

RIFLE – 10 ROUNDS: HAMMER DOWN ON EMPTY CHAMBER.

SHOTGUN – 2+ ROUNDS: OPEN & EMPTY, STAGED ON TABLE.

SHOOTING SEQUENCE: R – S – P – P

STARTING POSITION: SHOOTER STARTS BEHIND LEFT BARREL, WITH RIFLE AT PORT ARMS.

ATB: ENGAGE RIFLE TARGETS IN A DOUBLE TAP NEVADA SWEEP, STARTING FROM THE LEFT. MOVE TO AND MAKE RIFLE SAFE ON TABLE. ENGAGE SHOTGUN POPPERS UNTIL DOWN, LEFT TO RIGHT. KNOCKING DOWN 2 POPPERS WITH ONE SHOT IS A **5 SECOND BONUS** EACH TIME. MAKE SHOTGUN SAFE ON TABLE AND MOVE TO RIGHT BARREL. ENGAGE PISTOL TARGETS IN A CONTINUOUS DOUBLE TAP NEVADA SWEEP, STARTING FROM THE LEFT.