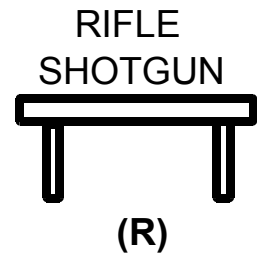

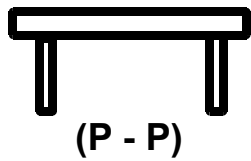
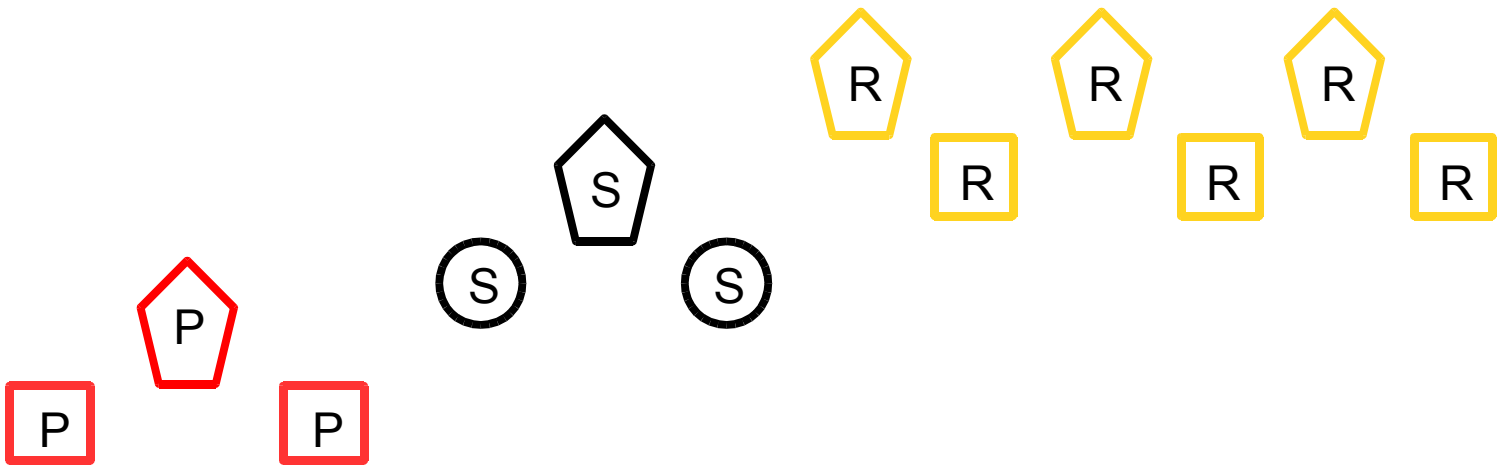


STAGE 2
10-24-15



GUNS & AMMO:

PISTOLS – 5 ROUNDS EACH: HAMMERS DOWN ON EMPTY CHAMBERS,
HOLSTERED.

RIFLE – 9 ROUNDS: HAMMER DOWN ON EMPTY CHAMBER, STAGED ON TABLE.

SHOTGUN – 5 ROUNDS: OPEN & EMPTY.

SHOOTING SEQUENCE: R – S – P – P

STARTING POSITION: SHOOTER STARTS BEHIND RIGHT TABLE, HANDS ON HIPS.

ATB: RETRIEVE RIFLE AND SWEEP TARGETS RIGHT TO LEFT, DOUBLE TAPPING SQUARES AND SINGLE TAPPING COWBOYS. MAKE RIFLE SAFE ON TABLE AND MOVE BEHIND BARREL WITH SHOTGUN. SWEEP TARGETS RIGHT TO LEFT, DOUBLE TAPPING ROUND TARGETS AND SINGLE TAPPING COWBOY. **MISSES COUNT.** MOVE TO AND MAKE SHOTGUN SAFE ON LEFT TABLE. SWEEP PISTOL TARGETS RIGHT TO LEFT DOUBLE TAPPING SQUARES AND SINGLE TAPPING COWBOY..